

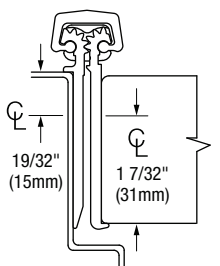
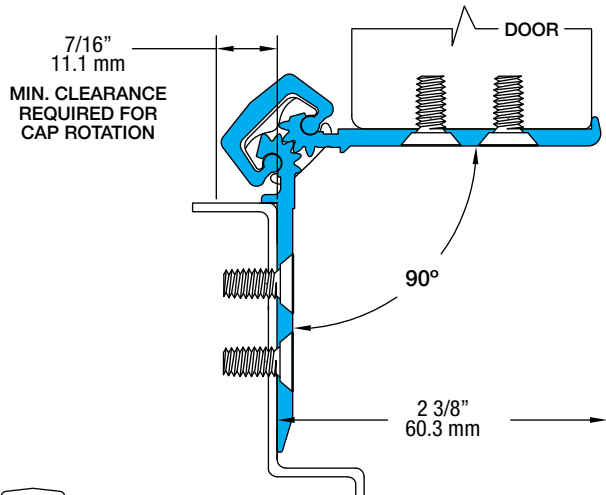
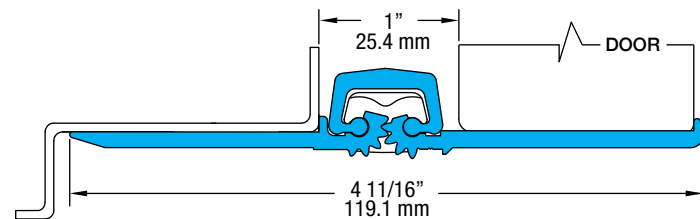
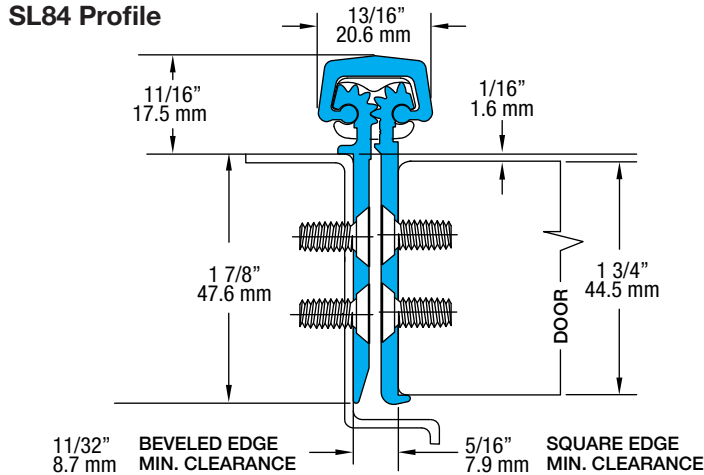
SL84 85" HD600

All dimensions are measured in inches and [millimeters] from the top of the door to the centerline of the holes and ATW panels.

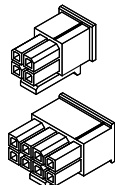
Choose location for ATW prep. ATW4 = 1 location; ATW8 = 1 location; and ATW12 = 1 location.

NOTE: For 90-degree openings, please specify at time of order for no upcharge. There will be an upcharge for 90-degree ATW cover plates when ordered separately and clear or bronze must be specified.

SL84 Profile



A 3/4" (19mm) clearance hole is required in the door and frame for the ATW wires.



4-pin and/or 8-pin connectors are supplied at the end of the 8" (203.2mm) lead.

38 fasteners / 32 bearings

HOLES	ATW LOCATIONS
1 1/2 [38.1]	0 [0]
3 1/2 [88.9]	
5 1/2 [139.7]	
10 [254.0]	11 3/4 [298.5]
	14 5/16 [363.5]
	16 7/8 [428.6]
20 [508.0]	22 [558.8]
	24 9/16 [623.9]
	27 1/8 [689.0]
30 [762.0]	32 1/4 [819.2]
	34 13/16 [884.2]
	37 3/8 [949.3]
	39 15/16 [1014.4]
42 1/2 [1079.5]	45 1/16 [1144.6]
	47 5/8 [1209.7]
	50 3/16 [1274.8]
	52 3/4 [1339.9]
55 [1397.0]	57 7/8 [1470.0]
	60 7/16 [1535.1]
	63 [1600.2]
65 [1651.0]	68 1/8 [1730.4]
	70 11/16 [1795.5]
	73 1/4 [1860.6]
75 [1905.0]	
79 1/2 [2019.3]	
81 1/2 [2070.1]	
83 1/2 [2120.9]	
	85 [2159.0]